



# **AutoCarousel® Semi-Automated Pharmacy Storage System - Ambient Model Specification**

**AutoCarousels provide secure, automated storage for all of your medications. They are easy-to-use, accurate and their efficient vertical design ensures maximum storage in a compact footprint.**

# AutoCarousel® Configuration Specifications

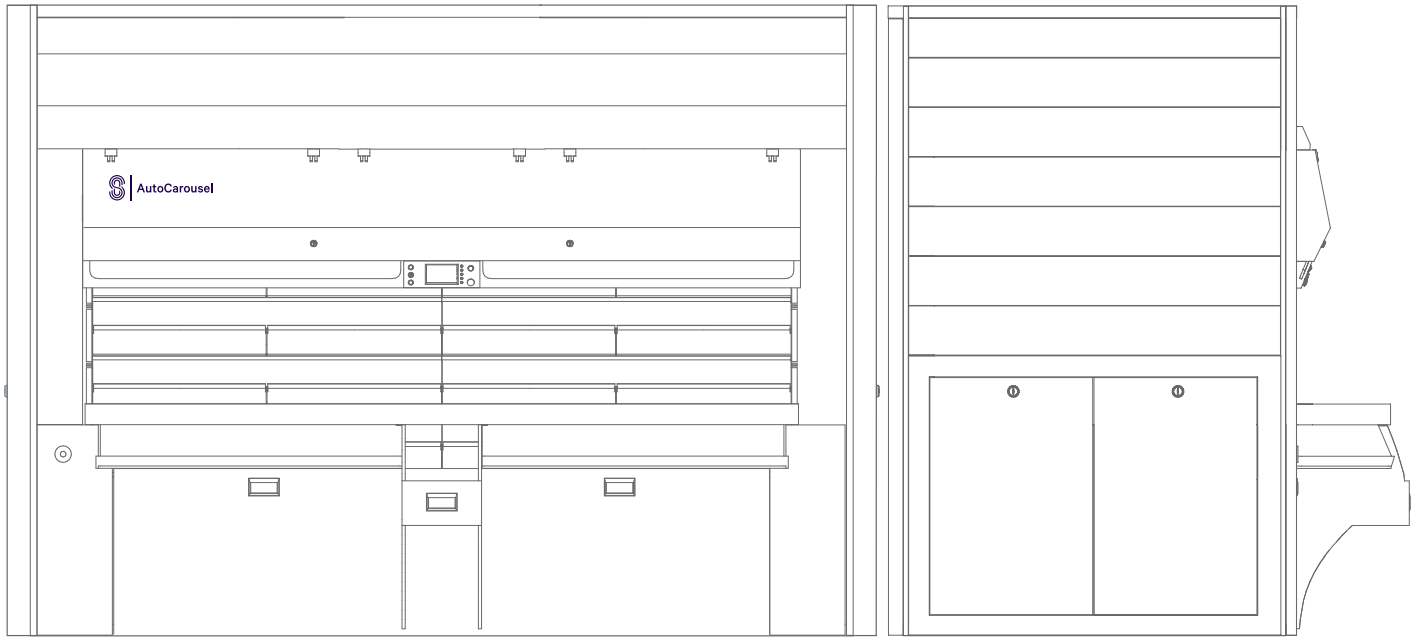
Model	118" Pan Width 24.5" Pan Depth						NARROW	NARROW	NARROW	NARROW
							102" Pan Width 24.5" Pan Depth	102" Pan Width 24.5" Pan Depth	102" Pan Width 24.5" Pan Depth	102" Pan Width 24.5" Pan Depth
Unit Overall Height (inches)	89	101	113	125	137	136	101	113	125	137
Unit Overall Width (inches)	134.5	134.5	134.5	134.5	134.5	134.5	118.5	118.5	118.5	118.5
Unit Overall Depth w/o work counter (inches)	64	64	64	64	64	64	64	64	64	64
Carousel Weight with Carriers (unloaded) (lb)	4480	4760	5070	5380	5600	6750	4580	4830	5080	5330

Storage Capacity										
Number of Pans	10	12	14	16	18	14	12	14	16	18
Number of Shelves	20	24	28	32	32	28	24	28	32	36
Carrier Spacing (Pitch)	12	12	12	12	12	15	12	12	12	12
Useable Height per Pan (inches)	10.06	10.06	10.06	10.06	10.06	13.06	10.06	10.06	10.06	10.06
Useable Width per Pan (inches)	118	118	118	118	118	118	102	102	102	102
Useable Depth per Pan (inches)	24.5	24.5	24.5	24.5	24.5	24.5	24.5	24.5	24.5	24.5
Maximum Load per Pan (lb)	400	400	400	400	400	400	400	400	400	400
Useable Width per Shelf (inches)	118	118	118	118	118	118	102	102	102	102
Useable Depth per Shelf (inches)	24.5	24.5	24.5	24.5	24.5	24.5	24.5	24.5	24.5	24.5
Useable Unit Cube per Carousel (Cubic Feet)	168	202	236	269	303	306	175	214	244	275
Storage Area per Carousel (Square Feet)	401.5	481.8	562.1	642.4	722.5	562.1	416.5	486	555.3	624.75

Bins & Dividers										
Tote 23.9"D x 4.9"W x 3.9"H	216	268	320	434	456	320	200	252	324	360
Tote 23.9"D x 9.9"W x 3.9"H	132	154	176	168	204	176	140	126	126	144
Tote Divider Bin 4.9" W	864	1072	1280	1736	1824	1280	800	1008	1296	1440
Tote Divider Bin 9.9" W	396	462	528	504	612	528	420	378	378	432
Total Equivalent NDC Compartments	1608	1956	2304	2842	3096	2304	1560	1764	2124	2376

Operation										
Travel Speed (inches/sec)	5	5	5	5	5	5	5	5	5	5
Average Access Time (1/4 revolution of Carousel) (sec)	7.75	8.95	10.15	11.35	12.55	12.25	8.95	10.15	11.35	12.25
Maximum Imbalance Load (lb)	1220	1220	1220	1220	1220	1220	1220	1220	1220	1220
Drive Type (hp)	2	2	2	2	2	2	2	2	2	2

# AutoCarousel

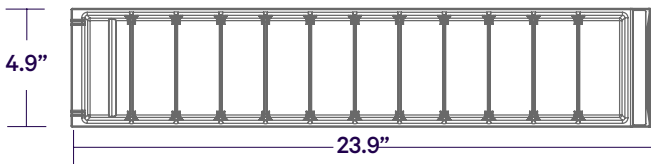


Front view

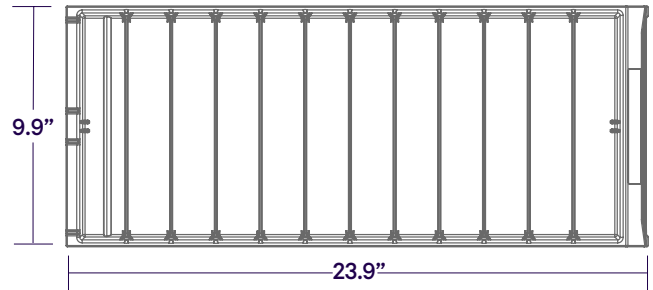
Side view



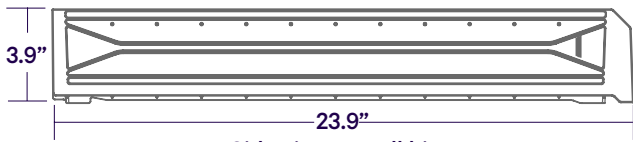
# Bins



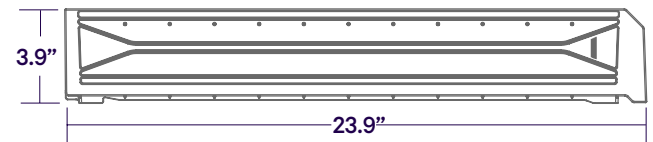
Top view - small bin



Top view - large bin



Side view - small bin



Side view - large bin

# Features

- Limited access
- Pick-to-light indicators and barcode verification
- Modular design and on-site assembly
- Accurate inventory management with Pharmacy Manager or AutoPharm® software

## Safety

- E-stop touch bar
- Infrared photo eyes
- Access panel interlock switch & motor overload

## Power Requirements

- Power requirements - main power - 208-230 VAC 1- Phase 20 amp
- Power requirements - duplex & quad (feeds 1 duplex & 1 quad) - 110 @ 20 amp
- Duty cycle (%) -100
- BTU (max) - 1272

## Components

- Lockable front door
- Operator interface (centrally located keypad with manual operators)
- Operator display (Ergatron arm ready - right side)
- Control interface
- Work surface type (Stainless Steel)
- Frame - bolt together modular design
- Operator lighting
- Emergency hand crank or power drill

### CONTACT

Swisslog Healthcare  
healthcare.us@swisslog.com  
800.764.0300  
Canada: 877.294.2831 | 905.629.2400  
swisslog-healthcare.com/autocarousel

AutoCarousel and AutoPharm are registered trademarks of Swisslog AG.  
Swisslog Healthcare systems may be covered by one or more patents. See [swisslog.com/patents\\_for](http://swisslog.com/patents_for) details.  
See [swisslog-healthcare.com/patents](http://swisslog-healthcare.com/patents) for details. Swisslog Healthcare conducts ongoing product improvements, therefore technology designs may change without notice or obligation.  
©2020 Swisslog Healthcare NAM EN 062020 ACS-200

